















































ART and DT LONG TERM PLANNING 2021-2022

	AUTUMN 1	AUTUMN 2	SPRING 1	SPRING 2	SUMMER 1	SUMMER 2
	Art	Art – Mixed Media	Art – Painting/Mark Making	DT	Art – Printing	DT – Structures
NURSERY	<p>Sing nursery rhymes.</p> <p>Use tools and paint to represent themselves and their family.</p>  <p>Link artist: Joan Miro</p>	<p>Learn autumn/weather songs.</p> <p>Explore the sounds of a forest.</p> <p>Combine materials to create an owl collage.</p>  <p>Link artist: Sophie Standing</p>	<p>Collaborative art work</p>  <p>Link illustrator: Henri Rousseau</p>	<p>Play with or create props related to the life cycle of a butterfly.</p> <p>Use a chosen media (objects) to represent what they know about a life cycle.</p>  <p>Link illustrator: Eric Carle</p>	<p>Listen and respond to African music.</p>  <p>Link artist : Edward Tingatinga</p>	<p>Explore the sounds and movements of farm animals.</p> <p>Farm animal box modelling/craft.</p> <p>Printing animal patterns</p> 
RECEPTION	Art Drawing	DT – Textiles	Art – Painting	DT – Food	Art – Mixed Media	DT – Structures
	<p>Stencilling around gingerbread men shapes</p>  <p>Artist: Samar Asamoah</p>	<p>Design a healthy meal plate</p>  <p>Textile artist: Kate Jenkins</p>	<p>Spin Art</p>  <p>Link artist: Callen Schaub</p>	<p>Designing bread by adding an ingredient.</p>  <p>Baker: Greggs/local area</p>	<p>Animals – tissue paper</p>  <p>Link illustrator: Eric Carle</p>	<p>Design a potato head.</p>  <p>Link artist: Pablo Picasso</p>
YEAR 1	Art - Drawing	DT – Structures	DT – Textiles	Art – Painting	Art – Sculpture	DT – Food
	<p>To begin to develop sketchbooks, children will experiment with different drawing tools. This will include pencil and charcoal. Create a piece of still life- fruit.</p>  <p>Link artist: Paul Cezanne</p>	<p>Design and make a boat</p>  <p>Build structures, exploring how they can be made stable.</p> <p>Explore mechanisms e.g. levers, sliders,</p> <p>Boat Designer: James Wharram</p>	<p>Design and make hand puppets using a running stitch</p>  <p>Design purposeful, functional, appealing products for other users.</p> <p>Select from and use a wide range of materials including textiles.</p> <p>Puppeteer: Sergey Obraztsov</p>	<p>To create a large class collaborative piece.</p> <p>To develop a wide range of art and design techniques in using colour, pattern, texture, line, shape, form and space-link to Elmer book</p>  <p>Link artist: Kandinsky</p>	<p>Create wire flower garden</p>  <p>To use a range of materials creatively to design and make products</p> <p>Link artist: Alexander Calder</p>	<p>Make porridge with a range of fruits</p>  <p>Use the basic principles of a healthy and varied diet to prepare dishes.</p> <p>Select from and use a range of tools and equipment to perform practical tasks e.g. cutting</p> <p>Chef: Jamie Oliver</p>

YEAR 2	DT – Structures Design and build a bridge,  Select from and use a wide range of materials and components, including construction materials, Build structures, exploring how they can be made stronger, stiffer and more stable. Engineer: Thomas Telford	Art – Drawing Still-life drawings of feathers.  Children will experiment with different drawing tools and techniques. To use drawing, to develop and share their ideas, experiences and imagination Link artist: Elisabeth Butterworth	Art – Painting Painting of a dragon's head  Build on Sketchbooks from autumn 1 – explore basic colour mixing and applying To develop a wide range of art and design techniques in using colour, pattern, texture, line, shape, form and space Link illustrator: Christopher Paolini Link artist- Walid Sifi	DT – Food Make traditional fatteh using a range of ingredients from around the world  Use the basic principles of a healthy and varied diet to prepare dishes. Understand where food comes from. Select from and use a wide range of ingredients, Chef: Alan Geam	Art – Sculpture Recycled structures Use rubbish to make art.  To use a range of materials creatively to design and make products Link artist: A range of modern artists who produce recycled art Look into Whitworth Sculpture Trail	DT – Mechanism Design and make a zoetrope  Explore and use mechanisms e.g. wheels and axles, Build structures, exploring how they can be made stronger, stiffer and more stable Mathematician: William George Horner
YEAR 3	Art – Drawing	DT – Textiles	DT – Food	Art – Painting	Art – Sculpture	DT – Mechanism

	<p>Observational/still life</p>  <p>To create sketch books to record their observations and use them to review and revisit ideas</p> <p>Link artist: Anita Chowdry</p>	<p>Design and create a blanket using a range of stitches and embellishments.</p>  <p>Select from and use a wider range of materials including textiles Select from and use a wider range of tools and equipment</p> <p>Blanket pioneer: Thomas Blanquette</p>	<p>Create a Stone Age meal. Exploring food from a historical period.</p>  <p>Understand and apply the principles of a healthy and varied diet Prepare and cook using a range of cooking techniques e.g. cutting, peeling, chopping Understand seasonality,</p> <p>Chef: Nicholas Ekstedt</p>	<p>Linking to home/belonging – painting the local environment</p>  <p>To improve their mastery of art and design techniques, including drawing, painting and sculpture with a range of materials</p> <p>Link artist: L.S. Lowry</p>	<p>To create wave paper sculptures</p> <p>To improve their mastery of art and design techniques, including drawing, painting and sculpture with a range of materials</p> <p>Link artist: Claude Monet compare with David Hockney</p>	<p>Design and make a shaduf</p>  <p>Select from and use a wider range of materials Understand and use mechanical systems e.g. pulleys, levers and linkages.</p> <p>Engineer: St Joseph Whitworth</p>
--	--	---	---	---	---	--

YEAR 4	Art – Drawing	DT – Mechanism	DT – Food	Art – Painting	Art – Sculpture	DT – Structures
	<p>Animal portraits</p>  <p>Children will experiment with different mediums for different effects, including tone and proportion.</p> <p>To create sketch books to record their observations and use them to review and revisit ideas</p> <p>Link artist: Gary Hodges</p>	<p>Design and create a light up toy</p>  <p>Design innovative, functional, appealing products that are fit for purpose,</p> <p>Select from and use a wider range of materials</p> <p>Understand and use electrical systems e.g simple circuits.</p> <p>Engineer: Thomas Edison</p>	<p>Make bread</p>  <p>Understand and apply the principles of a healthy and varied diet Prepare and cook a using a range of cooking techniques e.g. measure, weighing, kneading, rolling, mixing</p> <p>Understand seasonality.</p> <p>Enterprising Bakers: Warbuton Family</p>	<p>Linking to home/belonging – painting the local environment</p>  <p>Children will explore the use of light and dark in painting, focusing on colour mixing, tint, tone and shade</p> <p>To improve their mastery of art and design techniques, including drawing, painting and sculpture with a range of materials</p> <p>Link artist Chris Cyprus</p>	<p>Clay figures based on remains found in Pompeii</p>  <p>To improve their mastery of art and design techniques, including drawing, painting and sculpture with a range of materials</p> <p>Link artist: Da Vinci (sketchbooks) form</p>	<p>Design and create rainforest shelters</p>  <p>Select from and use a wider range of tools and equipment.</p> <p>Select from and use a wider range of materials</p> <p>Apply their understanding of how to strengthen, stiffen and reinforce more complex structures</p> <p>Engineer: Isambard Kingdom Brunel</p>

<p>YEAR 5</p>	<p>Art – Drawing</p> <p>Self-portraits</p>  <p>Children will develop their understanding of effects on people.</p> <p>To create sketch books to record their observations and use them to review and revisit ideas</p> <p>Link artist: Kelvin Okafor</p>	<p>DT – Mechanism</p> <p>Design and create catapults</p>  <p>Select from and use a wider range of materials and components, including construction materials</p> <p>Understand and use mechanical systems e.g. levers, pulleys, linkages and gears.</p> <p>Engineer/Inventor: Archimedes</p>	<p>Textiles - DT</p> <p>Children will explore how to create textures and to mix colours to create light effects.</p>  <p>Outcome: Viking tunic</p> <p>To improve their mastery of art and design techniques, including drawing, painting and sculpture with a range of materials</p> <p>Inspiration: Viking clothing</p>	<p>ART - painting</p> <p>Detailed botanical paintings.</p>  <p>Link artist: Emily Cumming Harris</p> <p>Children will build on their drawing work to create paintings of flowers/plants. They will experiment with different mediums.</p>	<p>Art – Sculpture</p> <p>Negative space sculpture</p> <p>To improve their mastery of art and design techniques, including drawing, painting and sculpture with a range of materials</p> <p>Link artist:</p> <p>Barbara Hepworth and Henry Moore</p>	<p>DT – Food</p> <p>Make traditional Victorian gingerbread</p>  <p>Understand and apply the principles of a healthy and varied diet</p> <p>Prepare and cook a using a range of cooking techniques e.g. measuring, weighing, sieving, mixing, rolling, portioning</p> <p>Understand seasonality,</p> <p>Chef: Mary Berry</p>
<p>YEAR 6</p>	<p>DT – Structures</p>  <p>Apply their understanding of how to strengthen, stiffen and reinforce more complex structures</p> <p>Understand and use mechanical systems e.g. levers, cams, pulleys, gears and linkages</p>	<p>Art – Drawing</p> <p>Animal portraits</p>  <p>Children will experiment with different mediums for different effects, including the consideration of light and perspective.</p> <p>To improve their mastery of art and design techniques, including drawing</p>	<p>Art – Painting</p> <p>Detailed paintings of wild animals using preferred medium.</p>  <p>Children will build on their drawing work to create paintings of animals. They will experiment with different mediums</p>	<p>DT – Food</p> <p>Design and make a stew using traditional vegetables and world spices</p>  <p>Understand and apply the principles of a healthy and varied diet</p> <p>Prepare and cook a using a range of cooking techniques e.g. cutting, chopping, peeling, boiling.</p> <p>Understand seasonality,</p> <p>Chef: Heston Blumenthal</p>	<p>Art – Sculpture</p>  <p>Wire</p> <p>To improve their mastery of art and design techniques, including drawing, painting and sculpture with a range of materials</p> <p>Link artist:</p> <p>Courtney Mattison</p>	<p>DT – Textiles</p> <p>Design and create a hot air balloon using a range of advanced stitches and embellishments</p>  <p>Select from and use a wider range of materials</p> <p>Select from and use a wider range of tools and equipment:</p> <p>Engineer: Per Lindstrand</p>

		Link artist: Gary Hodges	including inks and gouache. Link artist: Alan M Hunt		Look into Irwell Sculpture trail KS2	
--	--	---------------------------------	--	--	--------------------------------------	--